



i-LUMINOSITY
LED LIGHTING FIXTURES

| | |
|----------|-------|
| Date: | _____ |
| Project: | _____ |
| Price: | _____ |

Vianney LED Downlight

Description:

The Vianney LED downlight is one of our compact designs. An aluminum housing offers great thermal management. This fitting can be used for retrofit or new construction installation. Suitable for commercial and residential applications like offices, supermarkets, shops, schools, hotels, restaurants, & workshops.

Features:

- Input Power: 100V-277V 50/60Hz
- Size: 4IN, 6IN, 8IN, or 10IN
- Beam Angle: 40°
- CRI >90
- CCT: 2700K, 3000K, 3500K, 4000K, 5000K
- IP20
- 0-10V dimming
- L70 Lifetime: >50,000 hours.
- UL Rated & Energy Star Approved
- 7 Year Warranty.



| | |
|----------|-------|
| Date: | _____ |
| Project: | _____ |
| Price: | _____ |

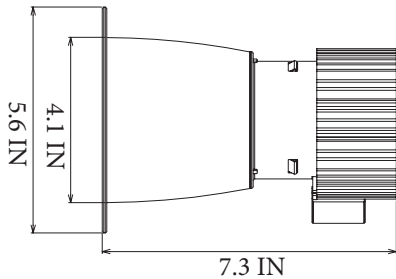
Ordering Key:

| SERIES NUMBER | WATTAGE/ SIZE /LUMENS | CCT | FINISH | ADDITIONAL OPTIONS |
|---------------|-------------------------|------------|------------|---------------------|
| ILDRLVDUP | 415- 15W/ 4IN / 1,000 | 2 - 2700K | WH - WHITE | DIM - 0-10V DIMMING |
| | 420- 20W / 4IN / 1,150 | 3 - 3000K | | |
| | 620 - 20W / 6IN / 1,500 | 35 - 3500K | | |
| | 625 - 25W/ 6IN / 1,800 | 4 - 4000K | | |
| | 630- 30W/ 6IN / 2,300 | 5 - 5000K | | |
| | 642 - 42W/ 6IN / 3,300 | | | |
| | 825- 25W / 8IN / 1,700 | | | |
| | 835- 35W / 8IN / 2,700 | | | |
| | 842- 42W/ 8IN / 3,400 | | | |
| | 142 - 42W/ 10IN / 3,400 | | | |
| | 150- 50W / 10IN / 3,800 | | | |

SAMPLE ITEM NUMBER: ILDRLVDUP 620 3 WH DIM

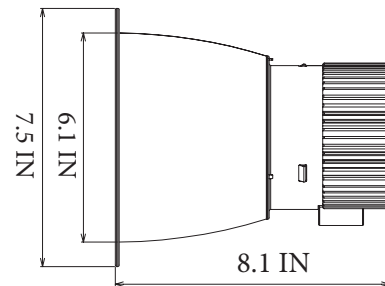
Dimensions:

4 IN:



- 15W or 20W: 5.6 IN x 7.3 IN

6 IN:



- 20W, 25W, 30W, or 42W: 7.5 IN x 8.1 IN

8 IN:

- 25W, 35W or 42W: 9.3 IN x 8.7 IN

10 IN:

- 42W or 50W: 10.9 IN x 8.7 IN



| | |
|----------|-------|
| Date: | _____ |
| Project: | _____ |
| Price: | _____ |

Features & Specifications:

Intended use

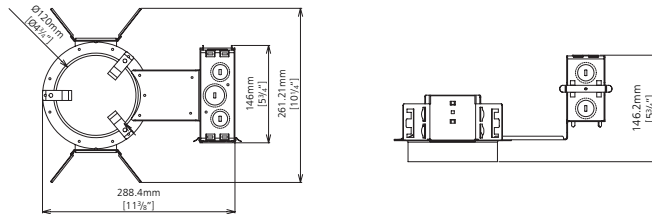
1. Wood joist or T-bar installation.
2. Suitable for new construction in commercial applications where uniform light distribution is required.
3. Keep the bracket 3inch distance away from any other fixture when installation.
4. Surrounding thermal protection materials around the bracket should be qualified.

Structure introduction:

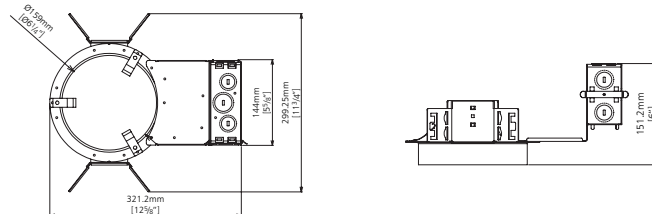
1. Overall structure is made of galvanized sheet, fire-proof and heat resistant.
2. The junction box is detachable for easy wiring.
3. 4" 6" 8" 10" are optional.
4. 2 sets extended bars provided for the bracket, could be extended and shortened within 13-3/4" - 24".
5. There are four 7/8" knockouts with slots for pryout for connection on the junction box. Spare knockouts with slots: Two 1-1/8", another two 9/16" on the left size.
6. No.18 AWG ground wire is provided on the bracket.

Product Dimensions:

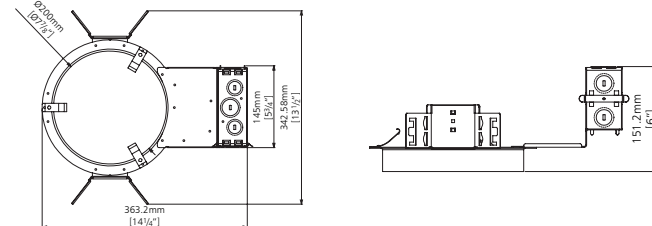
IL-HOLDER(4 inch)



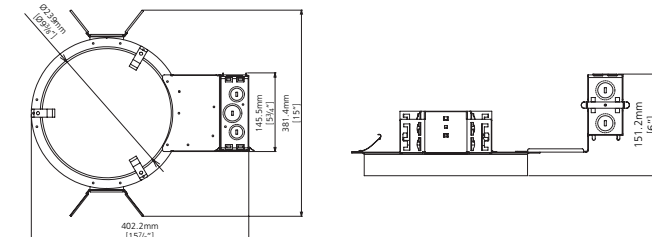
IL-HOLDER(6 inch)



IL-HOLDER(8 inch)



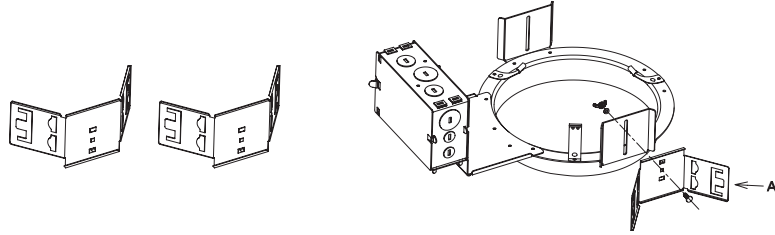
IL-HOLDER(10 inch)



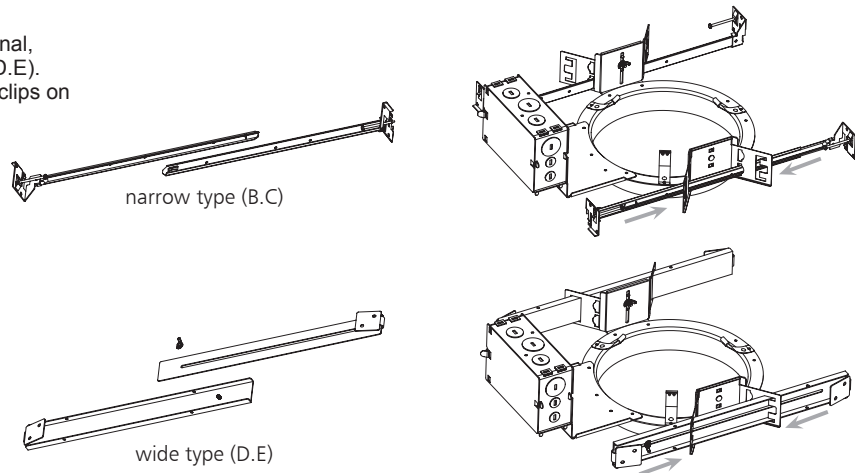
| | |
|----------|-------|
| Date: | _____ |
| Project: | _____ |
| Price: | _____ |

Installation Instructions:

Step 1:
Fix mounting clips (A part) on two sides of the bracket by screws.



Step 2:
Two types extended bars are optional, narrow type (B.C) and wide type (D.E). Plug extended bars into mounting clips on the two sides.



Step 3:
Install whole installation kit onto hanging bracket, fix extended bars with nails and adjust bracket position as shown.

