

Full Cut-Off Bergen Wall Pack

Description:

i-Luminosity's Full Cut-Off Bergen Wall Pack is adjustable providing a full range of lighting effects. It comes in a black or bronze finish that is suitable for outdoor locations. Wattage options range from 30W-120W with color options 3000K, 4000K, 5000K, or 5700K. This wall pack is suitable for emergency backup, photocell, and motion sensor.



Features:

- Input Power: 120-277VAC/120-347VAC
- Power Consumption: 30W, 40W, 50W, 60W, 80W, 100W, 120W.
- Lumen Output: 130 lm/W
- Lighting controls option available
- CRI >90
- L70 Lifetime: >50,000 hours
- Available Mounting Options: Wall mounted
- Available Color Options: 3000K, 4000K, 5000K, or 5700K
- Finish Options: Black or Bronze
- Light Distribution: Type II, III, & IV
- IP Rating: IP65
- 7 Year Warranty



Applications:

- Security
- Pathway
- Perimeter Lighting
- Building Entryways
- Walkways



Features:

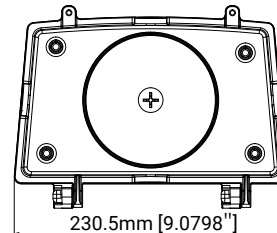
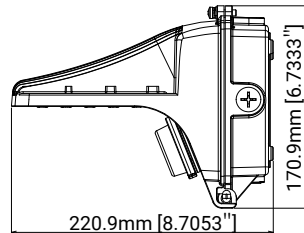
Photocell sensor optional.

Good heat dissipation, light weight, cost-effective and low transportation cost.

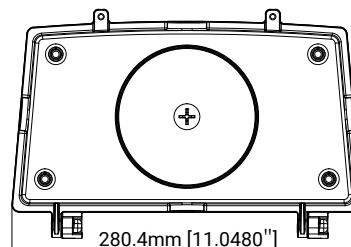
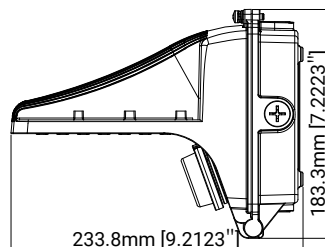
Plug and play Microwave Motion Sensor

DIP switch, lower inventory risk

Dimensions:



30-60W(120-277VAC&120-347VAC) / 80W(120-277VAC)



80W(120-347VAC) / 100-120W(120-277VAC&120-347VAC)



Ordering Key:

ILWPBWRZ

SERIES NUMBER	WATTS / LUMENS	VOLTAGE	TYPE	CCT	FINISH	ADDITIONAL OPTIONS
ILWPBWRZ	30w - 3,900	277 - 277V	T2 - TYPE II	3 - 3000K	B - BLACK	MS - MOTION SENSOR
	40w - 5,200	347 - 347V	T3 - TYPE III	4 - 4000K	D - DARK BRONZE	EM - EMERGENCY BACKUP
	50w - 6,500		T4 - TYPE IV	5 - 5000K		DM0 - 0-10V DIMMING
	60w - 7,800			57 - 5700K		DM1 - 1-10V DIMMING
	80w - 10,400			T- TUNABLE*		DIP - DIP SWITCH
	100w - 13,000					PH2 - PHOTOCELL 277V
	120w - 15,600					PH1 - PHOTOCELL 12VDC
	TW - 30-80w *					R - REMOTE

T- TUNABLE* -
TUBABLE BETWEEN
30w, 40w, 60w, 80w

T- TUNABLE* -
TUBABLE BETWEEN
3K, 4K, 5K.

SAMPLE ITEM NUMBER: ILWPBWRZ 80w 277 T D EM

Electrical Data:

- **Input Power:** Stays consistent over life.
- **Input Voltage:** 120-277 VAC or 120-347VAC
- **CRI:** >90
- **L70 Lifetime:** >50,000 hours.
- **Operating Temperature:** -22°F to 113°F

Controls:

- This LED fixture can be equipped with motion sensor or photocell.
- Additionally, this fixture can be equipped with emergency backup, for an event of a power outage.

