

LED Halfmoon Wallpack

Description:

i-Luminosity's LED Halfmoon Wallpack can be widely used in indoor or outdoor locations with an IP65 rating. Photocell control available. It is ideal for workshops, storage warehouses, steel mills, gas stations, toll booths, waiting rooms, and stadiums

Features:

- Input Power: AC120-277VAC
- Wattage: 45W
- CRI >90
- CCT: 3000K, 4000K, 5000K, 5700K.
- Mounting: Wall mounted onto a junction box.
- Beam Angle: 45°
- L70 Lifetime: >50,000 hours.
- Lighting controls option available.
- 7 Year Warranty.



Date: _____
Project: _____
Price: _____

Ordering Key:

ILWPHWWD

SERIES NUMBER	WATTS/ LUMENS	CCT	FINISH	ADDITONAL OPTIONS
ILWPHWWD	45w - 5,310	3 - 3000K	BR - BRONZE	P - PHOTOCELL
		4 - 4000K		
		5 - 5000K		
		57 - 5700K		

SAMPLE ITEM NUMBER: ILWPHWWD 45 5 BR P

Electrical Data:

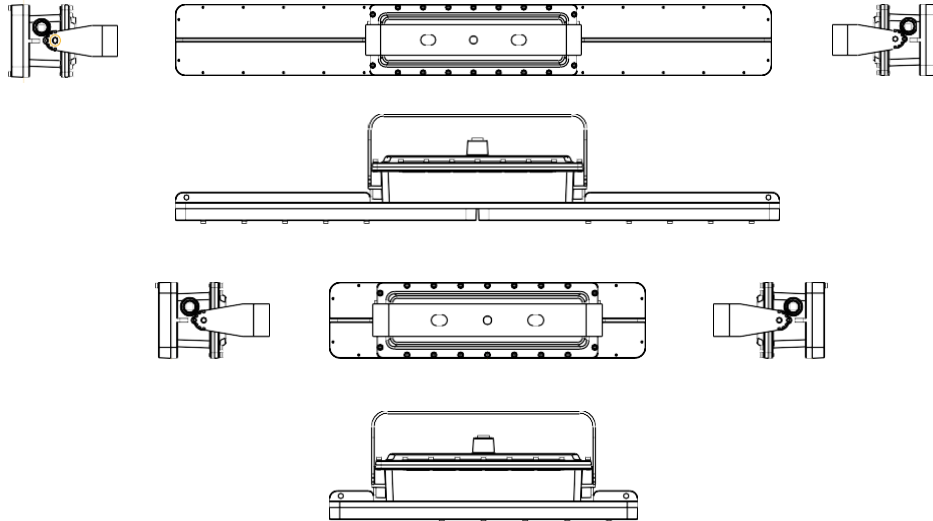
- **Input Power:** Stays consistent over life.
- **Input Voltage:** 120-277 VAC
- **CRI:** >90
- **L70 Lifetime:** >50,000 hours.

Optical System:


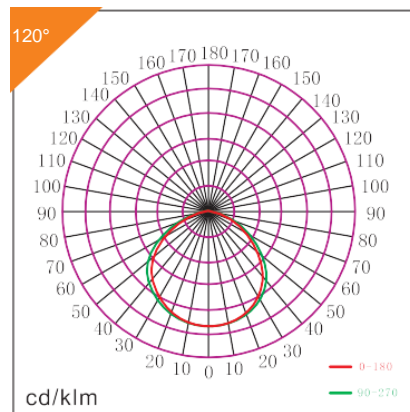
- A unique combination of reflective & refractive optical components achieves a uniform, comfortable look while eliminating pixelation & color fringing.
- Parts work in unison to optimize light distribution, balancing the high delivery of high illuminance levels on horizontal surfaces with an ideal amount of light on walls and vertical surfaces, increasing perception of spaciousness.



Structure Diagram:




Photometrics:



Light intensity curve (120W)



Plane Illuminance curve



Mounting:

Explosion proof light can be surface and pendant mounted by bringing down a rigid conduit to the light fixture.

Mounting Option Note:

Pendant mounting option requires conduit be supplied by the installer.

Rectangular mounting

