

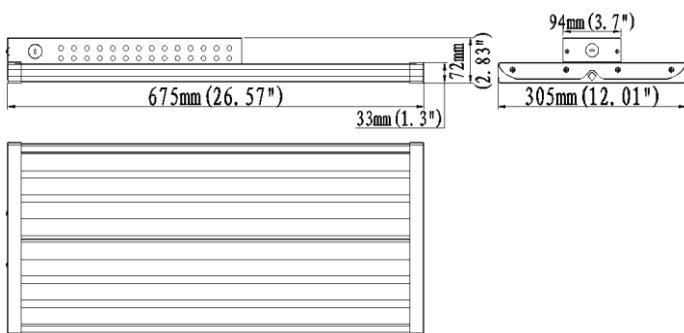
Industry High Bay

Description:

Our Industry High Bay can be equipped with emergency backup, 0-10V dimming, motion or PIR sensors. This energy efficient high bay is ideal for warehouses, gyms, distribution centers, industrial applications.


Features:

- Lighting control options available.
- AC 277-480VAC
- Rated life: 50,000 hours
- CRI>90
- Available in 3000K, 4000K, or 5000K.
- IP20 - Damp locations.
- Operating temperature: -5F - 104F
- Finish option: Silver
- 7 Year Warranty.
- Dimensions: 26.57IN x 12.01IN x 2.83IN




Surface Treatment:

Sandblasting oxidation treatment on heat sink makes fixture body insulated with better abrasion performance and corrosion resistance.



Wiring:

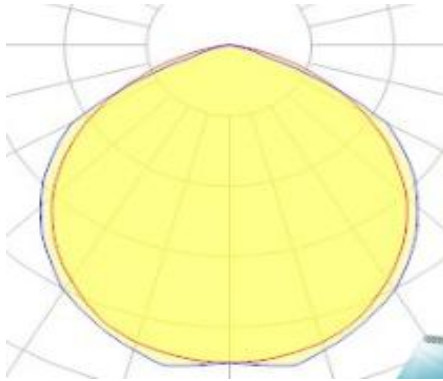
There is a junction box alongside the fixture for preventing wiring exposed outside. Cables could be wired inside the box for situations when intelligent options are added. It is safer practice and complied with wiring code.



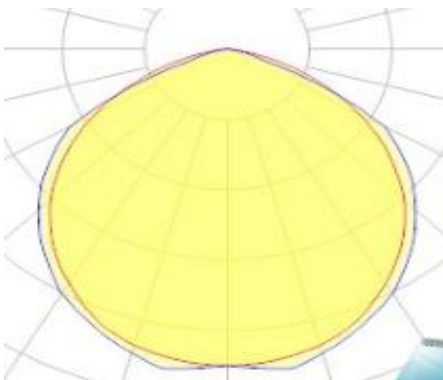
Date:	_____
Project:	_____
Price:	_____

Light Distribution:

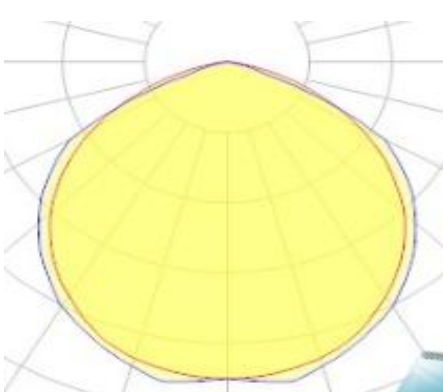
80W



120W



180W



Ordering Key:

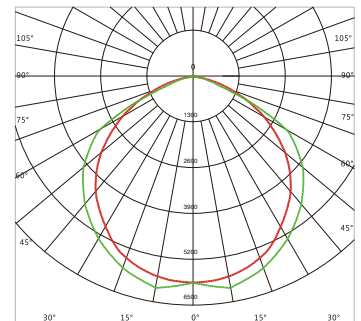
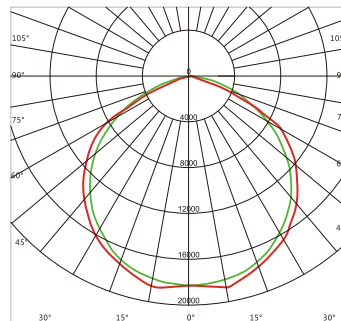
SERIES NUMBER	WATTS/ SIZE/ LUMENS	CCT	FINISH	ADDITIONAL OPTIONS
ILHBIHHF	80W - 2FT / 11,600	3K - 3000K	S - SILVER	DM - 0-10V DIMMING
	120W - 2FT / 17,400	4K - 4000K		PIR- PIR SENSOR
	180W - 2FT / 26,100	5K - 5000K		MS- MOTION SENSOR
				EM - EMERGENCY BACKUP

SAMPLE ITEM NUMBER: ILHBIHHF 80W 4K S DM

Electrical Data:

- **Input power:** Stays consistent over life
- **Input Voltage:** 277-480VAC
- **Operating Temperature:** -5F ~ 104F
- **CRI:** >90
- **Life Expectancy:** ~50,000 hours

Photometrics:



Optical System:

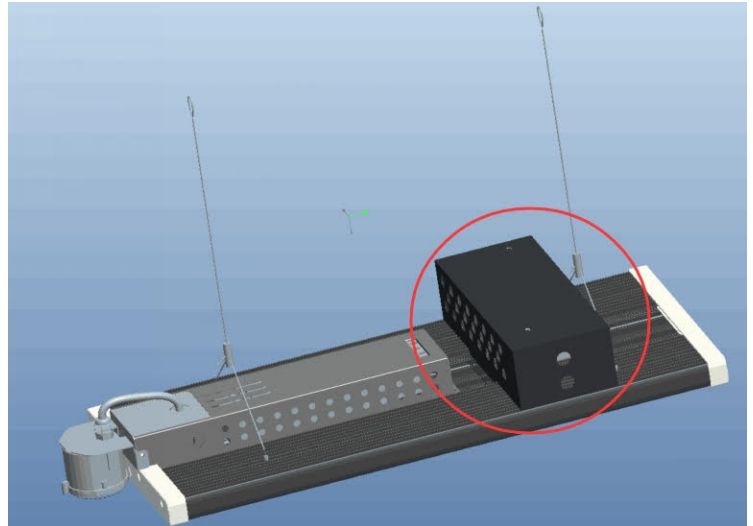
- A unique combination of reflective & refractive optical components achieves a uniform, comfortable look while eliminating pixelation & color fringing.
- Parts work in unison to optimize light distribution, balancing the high delivery of high illuminance levels on horizontal surfaces with an ideal amount of light on walls and vertical surfaces, increasing perception of spaciousness.



Emergency Backup:

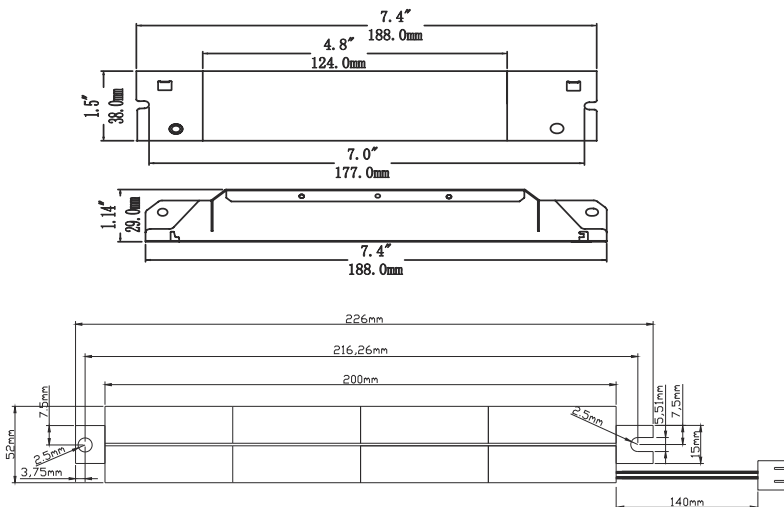
Features:

- Meet most of safety standards for lighting
- Standard CSA C22.2 NO.141、UL924
- External Ni-MH battery
- Battery protection: over charge protection, over discharge protection, short circuit protection
- Indicator shows a variety working modes
- Universal input (100-277Vac)
- RoHS compliant
- Emergency 3H



Dimensions:

Case-7.4"x1.5"x1.14"(mounting center-7.0")
Battery 8.89"x2.0"(mounting center-8.5")



Operations:

AC Operation:

AC power is present, the LED load from the LED driver is a normal power supply. The AC LED driver output current can not exceed 150W or 4A when the emergency driver is charging in a standby mode. The green LED light on indicates that it is charging.

Emergency operation:

When the AC power goes out, the emergency driver detects the AC power outage and automatically switches to emergency mode until the green LED light turns off. When the AC power is restored, the emergency driver backs to AC power working and starts re-charging and the green LED light will come on.

Specifications:

Universal Input Voltage

100-277Vac, 50/60Hz

AC Input Current

100mA max.

AC Input Power Rating

7.0W max.

Output Current and Voltage

160-320mA 25-48Vdc

Output Power

8W

Emergency Time

≥3H

Full Warranty

5 years

Test Switch Indicator Light

Illuminated Test Switch, indicator Light

Battery

Ni-MH battery-Type C 9.6V/3000mAh

Battery Charging Current

250mA

Charging Time

≥24Hours

Temperature Rating (Ambient)

0°C to +70°C (32°F to 158°F)

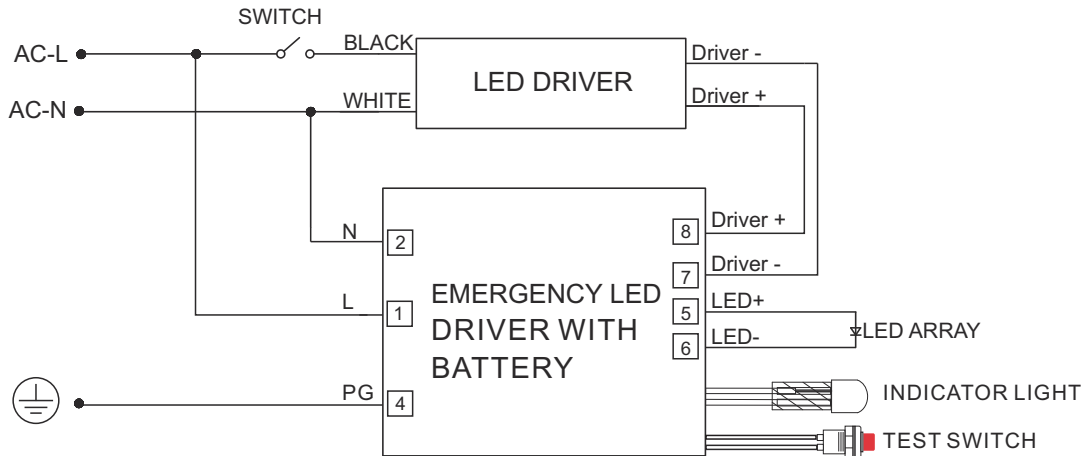
Dimensions

7.4"x1.5"x1.1"(188mmx38mmx29mm)

Weight

1.17bs(0.53kg)

Wiring Diagram:



- 1.DO NOT MATE CONNECTOR UNTIL INSTALLATION IS COMPLETE AND AC POWER IS SUPPLIED.
- 2.TEST ACCESSORY LEADS-OBSERVE PROPER POLARITY WIRING.

IMPORTANT SAFEGUARDS

When using electrical equipment, basic safety precautions should always be followed including the following:

READ AND FOLLOW ALL SAFETY INSTRUCTIONS.

- Risk of fire or electric shock.Luminaire wiring and electrical parts may be damaged when drilling for installation of LED Emergency Backup. Check for enclosed wiring and components.
- Risk of fire or electric shock.This LED Emergency Backup installation requires knowledge of luminaires electrical systems.If not qualified, do not attempt installation.Contact a qualified electrician.
- Before installing, make certain the AC power to the fixture is off.
- The electrical rating of this product is 100–277Vac.Installer must confirm that there is 100–277Vac the fixture before installation.
- To prevent electrical shock, only mate unit connector after installation is complete and before the AC power to the fixture is back on.
- Do not use outdoors.
- This LED Emergency Backup unit requires an un-switched AC power source of 100–277Vac, 50/60Hz The AC driver must be on the same branch circuit as the LED Emergency Backup unit.
- Do not let power supply cords touch hot surfaces.
- Do not mount near gas or electric heaters.
- Do not join battery pack connector until all other wiring is complete and AC power is on.
- The emergency LED driver is for use with grounded,ULlisted LED luminaires,shall be enclosed by the LED luminaire and bonded to the grounding of LED luminaire.
- Verify that all replacement lamp types marked on the installed luminaire are also identified as suitable for use with this emergency battery pack.
- The battery pack is field by the screw and the indicator lamp is attached to the shell of the luminaire by 3M tape
- Equipment should be mounted in locations and at heights where it will not be subjected to tampering by unauthorized personnel.
- The use of accessory equipment not recommended by the manufacturer may cause an unsafe condition.
- Do not use this equipment for other than its intended use.
- Use with grounded, UL Listed, dry or damp location rated fixtures.