

Date:	_____
Project:	_____
Price:	_____

Emergency Driver for LED Light


Description:

Our Emergency Driver can keep the lights working more than 90 minutes once the power goes off. It is easy to install and has a great performance due to its small size and lithium ion battery.



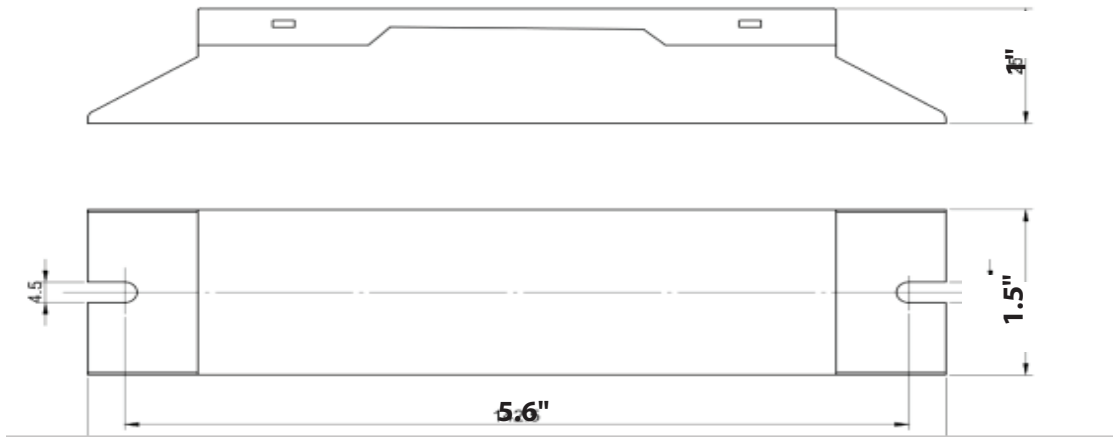
Features:

- **Total Loading Wattage:** Max 80W
- **Emergency Wattage:** Max 15W
- **Input Power:** AC90-280V AC 50/60Hz
- **Lithium Ion Battery:** Li-ion 7.4V
- **Output:** DC 10-80V Max 2A
- **Switching time:** < 1 second
- **Emergency Time:** ≥ 90 minutes
- **Charging Time:** 8-24HR
- **Operating Temperature:** 14°F - 122°F
- **PF:** > 0.92



Date: _____
 Project: _____
 Price: _____

Dimensions:



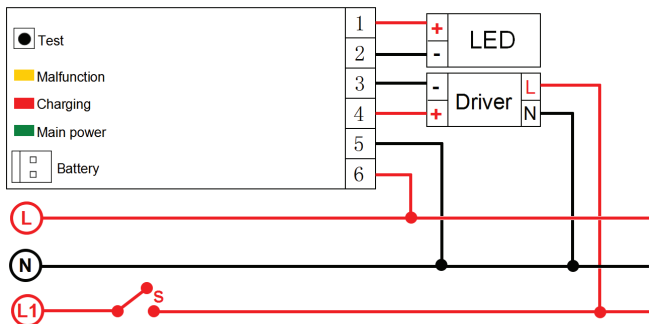
Button and Indirect Lamp Instructions:

Test Button:
 Push and hold: Battery test
 Push and hold over 3 seconds: turn off emergency
 Push again: turn on emergency

Indirect lights:
Green-main power/emergency
Red-charging

Installation Instructions:

Three-cable system



Two-cable system

