

Date:	_____
Project:	_____
Price:	_____


# BEDFORD UP & DOWN LINEAR LIGHT

## Description:

Our Bedford Up & Down Linear Light ensures an even illumination across any surface. Easily **LINKABLE** to create any length or shape. With an IP40 rating and multiple mounting options, this fixture is perfect for any office, retail, or lobbies.

## Features:

- Voltage: 100~277VAC
- Housing Material: Aluminum + PC cover.
- Wattage: 44W: 18W up/ 27W down  
89W: 36W up/ 53W down  
Indirect Only: 23W/4FT or 46W/8FT
- Input Power: 101LM/W, 11W/FT or 1,100 LM/FT
- IP Rating: IP40
- CRI >90
- Available Color Options: 2700K, 3000K, 3500K, 4000K, 5000K or 6000K.
- Available Mounting Options: Wall mounted or Suspended.
- Customizable Lengths Available
- L70 Lifetime: >50,000 hours.
- Available Finish Options: Silver, White, Black, Red, or Gold
- 1-10V dimming option available.
- Lighting controls option available.
- 7 Year Warranty.



## Additional Options:

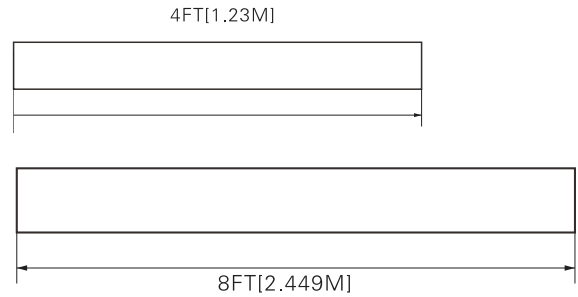
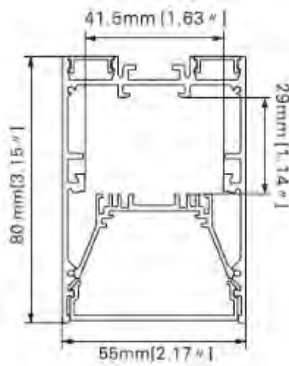


LV - LOUVER



Date:	_____
Project:	_____
Price:	_____

### Dimensions:



### Installation Accessories:



Pendant



L-PTB-S



L-PT-S



L-PTB-NPF-S



L-PTB-PF-S



Wall mounted



L5580D-WM

**\*Canopy Color Options:** For suspension in either black or white. Please choose your preference in the ordering key.

L-PTB-S: pendant wires with canopy

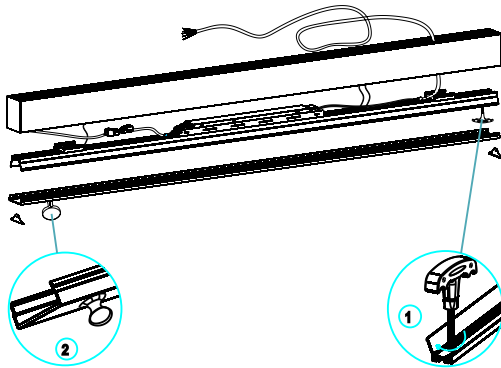
L-PT-S :pendant wires without canopy

L-PTB-NPF-S: pendant wire + canopy without cable hole


L-PTB-PF-S: pendant wire + canopy with cable hole

L5580D-WM: wall mounted clip

### Disassembly Accessories:



L-DA-D



L-DA-A

L-DA-D: disassembly tool

L-DA-A: Rubber sucker



Date:	_____
Project:	_____
Price:	_____

### Ordering Key:

SERIES NUMBER	WATTS/ SIZE/ LUMENS	CCT	FINISH	ADDITIONAL OPTIONS
I L L L B L B V	44W - 4FT/ 4,455	27 - 2700K	S - SILVER	DM - 1-10V DIMMING
	89W - 8FT/ 8,910	3 - 3000K	WH - WHITE	MS - MOTION SENSOR
	23W - 4FT/ 2,350*	35 - 3500K	BL - BLACK	EM - EMERGENCY BACKUP
	46W - 8FT/ 4,650*	4 - 4000K	R - RED	BLC- BLACK CANOPY FOR SUSPENSION
	X - SPECIFY CUSTOM LENGTH	5 - 5000K	GD - GOLD	WLC - WHITE CANOPY FOR SUSPENSION
		6 - 6000K		LV - LOUVER

\*23W & 46W are only available as an indirect option\*

SAMPLE ITEM NUMBER: I L L L B L B V 44 4 S D M B L C

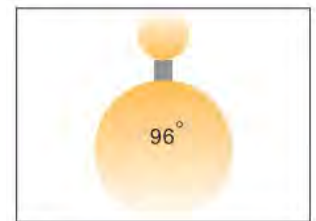
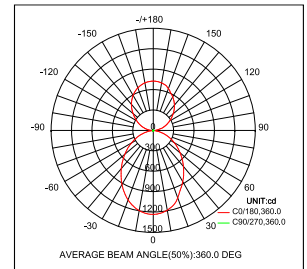
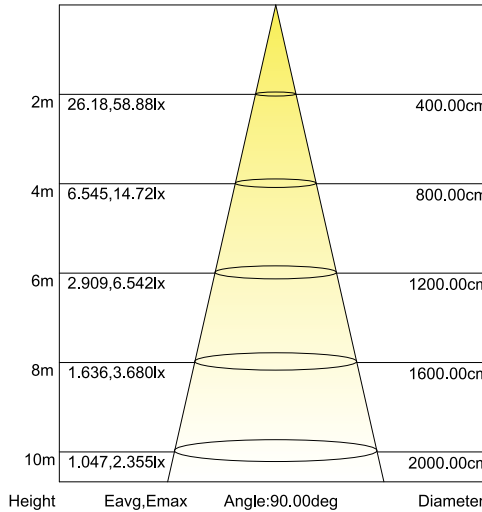
### Electrical Data:

- **Input Power:** Stays consistent over life.
- **Input Voltage:** 100-277 VAC
- **CRI:** >90
- **L70 Lifetime:** >50,000 hours.

### Controls:

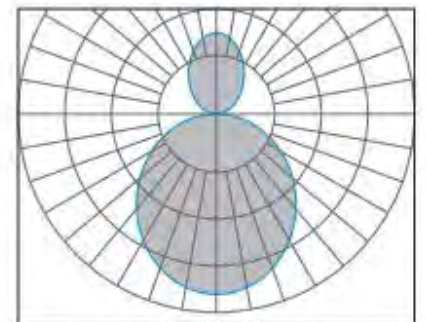
- This LED fixture is equipped with 1-10V dimming that works universally with any standard 1-10V control or dimmer.

### Photometrics:



### Optical System:

- A unique combination of reflective & refractive optical components achieves a uniform, comfortable look while eliminating pixelation & color fringing.
- Parts work in unison to optimize light distribution, balancing the high delivery of high illuminance levels on horizontal surfaces with an ideal amount of light on walls and vertical surfaces, increasing perception of spaciousness.

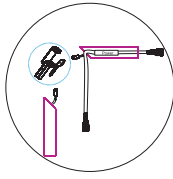




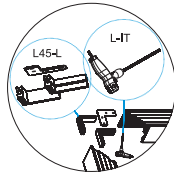
**i-LUMINOSITY**  
LED LIGHTING FIXTURES

Date:	_____
Project:	_____
Price:	_____

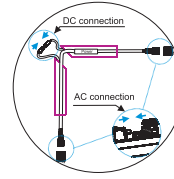
## Connectors:



90L sets



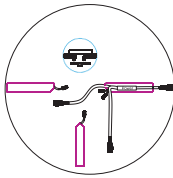
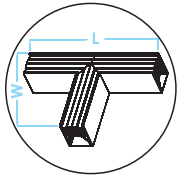
Mechanical connection



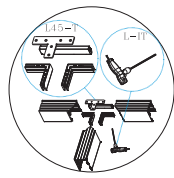
Electrical connection

Dimension: L609.6mm(2ft) \* W609.6mm(2ft)

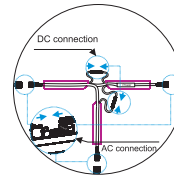
ITEM NUMBER: LL



90T sets



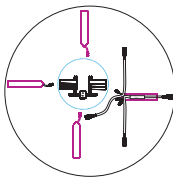
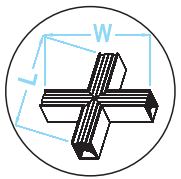
Mechanical connection



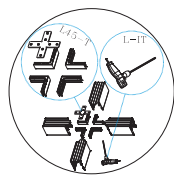
Electrical connection

Dimension: L1219.2mm(4ft) \* W609.6mm(2ft)

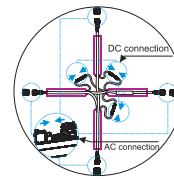
ITEM NUMBER: TC



90X sets



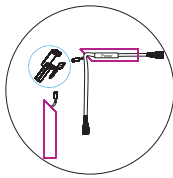
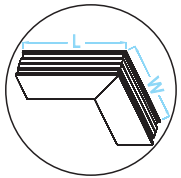
Mechanical connection



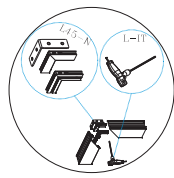
Electrical connection

Dimension: L1219.2mm(4ft) \* W1219.2mm(4ft)

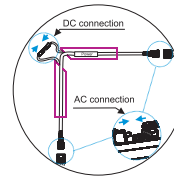
ITEM NUMBER: XC



90N sets



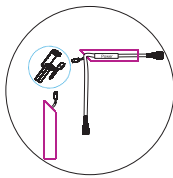
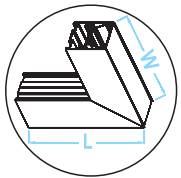
Mechanical connection



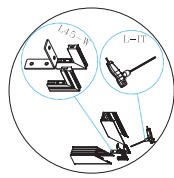
Electrical connection

Dimension: L609.6mm(2ft) \* W609.6mm(2ft)

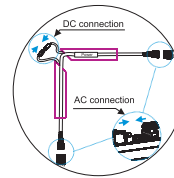
ITEM NUMBER: CC



90W sets



Mechanical connection



Electrical connection

Dimension: L609.6mm(2ft) \* W609.6mm(2ft)

ITEM NUMBER: VC

## Connection Ordering Key:

ILLLBBV

SERIES NUMBER	CONNECTION	ADDITIONAL OPTIONS
ILLLBBV	LL - L SHAPED CONNECTOR	
	TC - T SHAPED CONNECTOR	
	XC - X SHAPED CONNECTOR	
	CC - CORNER SHAPED CONNECTOR	
	VC - V SHAPED CONNECTOR	