



i-LUMINOSITY
LED LIGHTING FIXTURES

Date:	_____
Project:	_____
Price:	_____



CHELSEA LINEAR LIGHT

Description:

Our Chelsea Linear Light ensures an even illumination across any surface. Easily **LINKABLE** to create any length or shape. With an IP40 rating and multiple mounting options, this fixture is perfect for offices, retail locations, or lobbies.

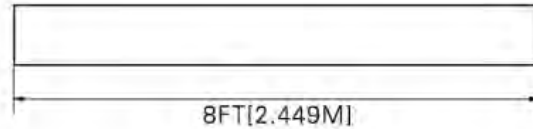
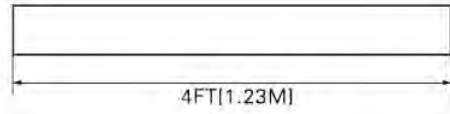
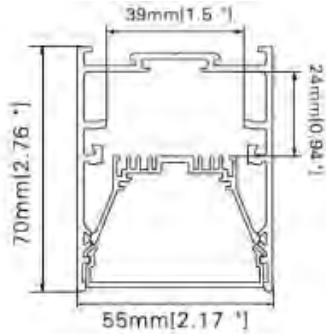
Features:

- Input Power: 100~240VAC
- Housing Material: Aluminum + PC cover
- Wattage: 21W/31W/43W/61W
- 5.3 W/FT
- 745 LM/FT
- IP Rating: IP40
- CRI >90
- Available Color Options: 2700K, 3000K, 4000K or 6000K.
- Available Mounting Options: Surface, Wall, or Suspended.
- Beam Angle: 96°
- Custom lengths available upon request.
- L70 Lifetime: >50,000 hours.
- Available Finish Options: Silver, White, Black
- 0-10V dimming option available.
- Lighting controls option available.
- 7 Year Warranty.



Date:	_____
Project:	_____
Price:	_____

Dimensions:



*** Custom Lengths Available ***

Installation Accessories:



• Pendant



L-PTB



L-PT



L-PTB-NPF



L-PTB-PF



• Ceiling mounted

L-SM



• Wall mounted



L457-WM

L-PTB: pendant wires with canopy

L-PT :pendant wires without canopy

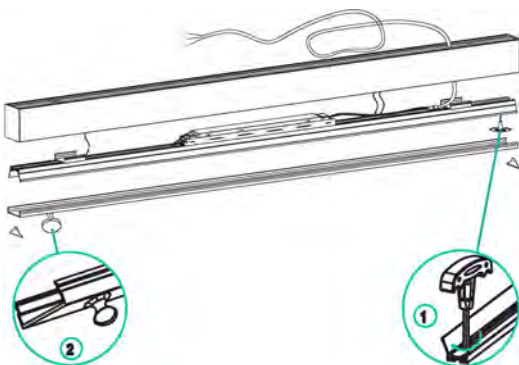
L-PTB-NPF: pendant wire+ canopy without cable hole

L-PTB-PF: pendant wire+ canopy with cable hole

L-SM: screw for ceiling mounted

L457-WM, wall mounted clip

Disassembly Accessories:



L-DA-D



L-DA-A

L-DA-D: disassembly tool

L-DA-A: Rubber sucker



Date:	_____
Project:	_____
Price:	_____

Ordering Key:

SERIES NUMBER	WATTS/ SIZE/ LUMENS	CCT	FINISH	ADDITIONAL OPTIONS
ILLLCLBV	21W - 4FT/ 2,100	27 - 2700K	S - SILVER	DM - 0-10V DIMMING
	31W - 4FT/ 3,100	3 - 3000K	WH - WHITE	MS - MOTION SENSOR
	43W - 8FT/ 4,300	35 - 3500K	BL - BLACK	EM - EMERGENCY BACKUP
	61W - 8FT/ 6,100	4 - 4000K		
	X - CUSTOM LENGTH	6 - 6000K		

SAMPLE ITEM NUMBER: ILLLCLBV 31 4 S DM

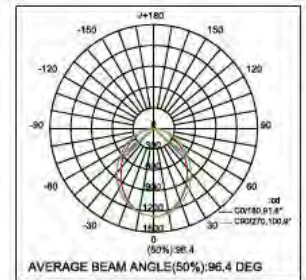
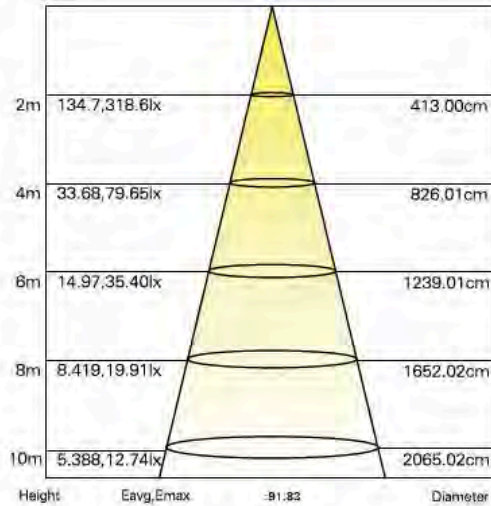
Electrical Data:

- **Input Power:** Stays consistent over life.
- **Input Voltage:** 100-240 VAC
- **CRI:** >90
- **L70 Lifetime:** >50,000 hours.

Controls:

- This LED fixture is equipped with 0-10V dimming that works universally with any standard 0-10V control or dimmer.

Photometrics:



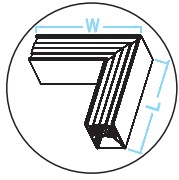
Optical System:

- A unique combination of reflective & refractive optical components achieves a uniform, comfortable look while eliminating pixelation & color fringing.
- Parts work in unison to optimize light distribution, balancing the high delivery of high illuminance levels on horizontal surfaces with an ideal amount of light on walls and vertical surfaces, increasing perception of spaciousness.

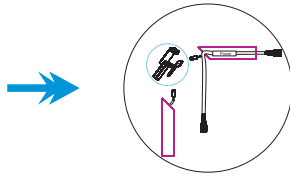


Date:	_____
Project:	_____
Price:	_____

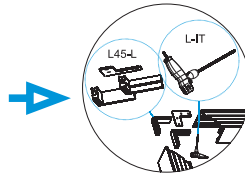
Connectors:



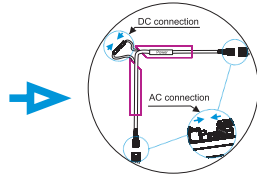
ITEM NUMBER: LL



90L sets

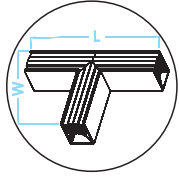


Mechanical connection

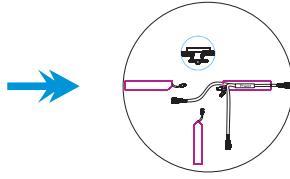


Electrical connection

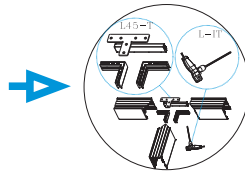
Dimension: L609.6mm(2ft) * W609.6mm(2ft)



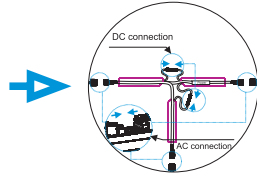
ITEM NUMBER: TC



90T sets

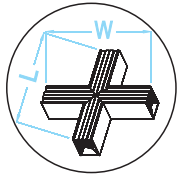


Mechanical connection

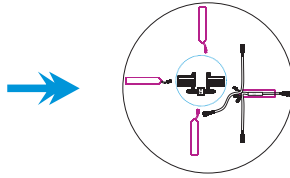


Electrical connection

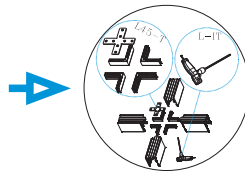
Dimension: L1219.2mm(4ft) * W609.6mm(2ft)



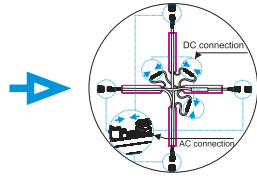
ITEM NUMBER: XC



90X sets

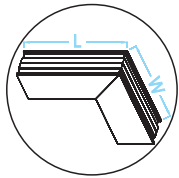


Mechanical connection

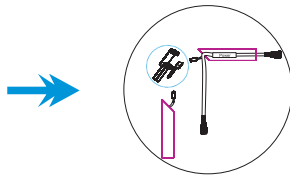


Electrical connection

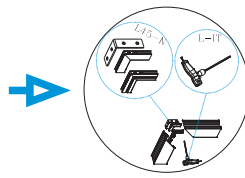
Dimension: L1219.2mm(4ft) * W1219.2mm(4ft)



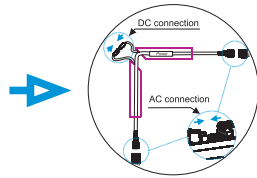
ITEM NUMBER: CC



90N sets

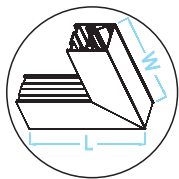


Mechanical connection

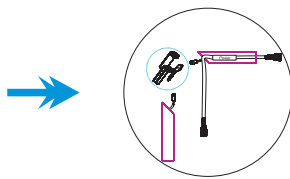


Electrical connection

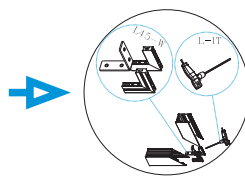
Dimension: L609.6mm(2ft) * W609.6mm(2ft)



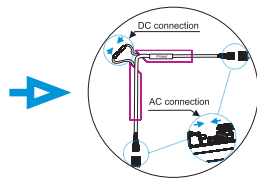
ITEM NUMBER: VC



90W sets



Mechanical connection



Electrical connection

Dimension: L609.6mm(2ft) * W609.6mm(2ft)

Connection Ordering Key:

ILLCLBV

SERIES NUMBER	CONNECTION	ADDITIONAL OPTIONS
ILLCLBV	LL - L SHAPED CONNECTOR	
	TC - T SHAPED CONNECTOR	
	XC - X SHAPED CONNECTOR	
	CC - CORNER SHAPED CONNECTOR	
	VC - V SHAPED CONNECTOR	