



i-LUMINOSITY
LED LIGHTING FIXTURES

Date:	_____
Project:	_____
Price:	_____

RGB RIBBON LIGHT

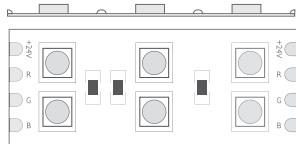
Description:

Our Ribbon Light is available in RGB at 329 Lm/ft. Having an array of lengths to choose from, our Ribbon Light is perfect for coves, accent lighting, under cabinet, back lighting and toe kicks.

Features:

- Use with I-Luminosity channel profiles to create a custom fixture.
- Flexible.
- 24V input voltage.
- 0-10V dimmable option.
- L70 Lifetime: >50,000 hours.
- 7 year warranty.
- Lighting control options available.
- CRI >90
- Available Color Options: RGB 3000K, 4000K or 6000K.
- Available IP: IP20, IP65 OR IP68.
- Beam Angle: 160°
- Wide variety of lengths.


Dimensions:



CUTTABLE EVERY: 1.97 in.

WIDTH IP20 + IP65: 0.59 in.

WIDTH IP68: 0.67 in.



Applications:

- Commercial
- Entertainment
- Healthcare
- Hospitality
- Museums
- Public Spaces
- Residential
- Retail



COVES



ACCENT LIGHTING



UNDER CABINET




BACK LIGHTING



TOE KICKS

Available Colors:

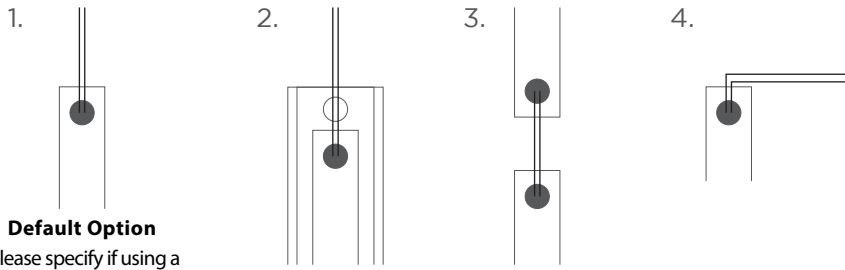


RGB
Red+Green+Blue 3-in-1 LED



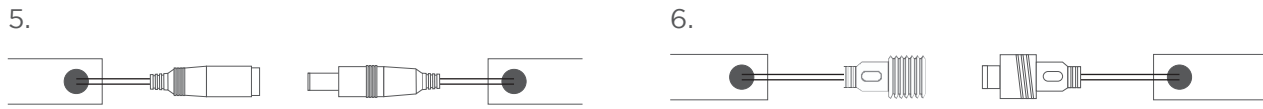
Date:	_____
Project:	_____
Price:	_____

Connection Options:




- 1 - End Feed for Hard Wired Connection
- 2 - Back Feed Through Back of Channel
- 3 - Soldered Daisy-Chain
- 4 - Side Feed
- 5 - IP20 Connectors
- 6 - IP68 Connectors

Default Option
Please specify if using a different connector type.




CHANNEL OPTIONS:

Surface Mount Channels:



Recessed Channels:



Date:	_____
Project:	_____
Price:	_____

Ordering Key:

SERIES NUMBER	WATTS / SIZE / LUMENS	CCT	WATERPROOF	ADDITIONAL OPTIONS
ILDCRLAC	8.8W - 1FT / 374	RGB	IP20 - NONE IP65 IP68	DIM - 0-10V DIMMING

SAMPLE ITEM NUMBER: ILDCRLAC 8.8W RGB IP68 DIM

Channel Compatibility:

CHANNELS	20 - IP20	65 - IP65	68 - IP68
	8.8 RGB RIBBONLYTE		
	20/65	68	
AC1			
AC2			
AC3			
AC4	✓	✓	
AC5	✓	✓	
AP1			
AR1			
AR2			
AR3	✓	✓	
AS1			
AS2			
AS3	✓	✓	
AS6	✓		
AS20G			
AT4	✓		
AT5	✓		
AT11	✓		
AW35	✓	✓	
B1	✓		
C22	✓	✓	
GL1			
GL2			
ROUND			
W31	✓	✓	
WH35	✓	✓	

Electrical Data:

- **Input power:** Stays consistent over life
- **Operating Voltage:** 24V
- **Operating Temperature:** -40°F ~ 158°F
- **CRI:** >90
- **L70 Lifetime:** >50,000 hours.

Controls:

- This LED fixture is equipped with a 0-10V dimming driver that works universally with any standard 0-10V control or dimmer.

Optical System:

- A unique combination of reflective & refractive optical components achieves a uniform, comfortable look, while eliminating pixelation & color fringing.
- Parts work in unison to optimize light distribution, balancing the high delivery of high illuminance levels on horizontal surfaces with an ideal amount of light on walls and vertical surfaces, increasing perception of spaciousness.