



i-LUMINOSITY
LED LIGHTING FIXTURES

Date:	_____
Project:	_____
Price:	_____

LED INDIRECT/DIRECT LINEAR FIXTURE

Description:

Our LED Indirect/Direct Linear Fixture has a PC diffuser, high efficiency and uniform light distribution. It provides up-and-down, indirect lighting and has multiple ways of installation: wall mounted or suspended. The Indirect Linear Fixture is perfect for offices, conference rooms, retail, school, lobbies, and hospitals.


Features:

- Easy to install.
- Screwless end cap.
- 0-10V dimmable.
- Multiple mounting options: suspended or wall mounted.
- Available in white, black, or grey.
- Aluminum body with a PC diffuser.
- L70 Lifetime: >50,000 hours
- 7 Year Warranty
- Lighting control options available
- Available in 2800K, 3000K, 3500K, 4000K & 5000k
- CRI > 90
- Beam Angle 110
- IP40
- Dimensions: 23.09" x 4.33" x 2.76" / 4.2 lbs
47.52" x 4.33" x 2.76" / 8.2 lbs
94.76" x 4.33" x 2.76" / 15.1 lbs

Single run up-and-down lighting



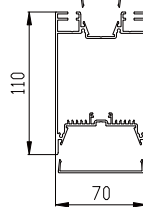
Finish Options:



1. Screwless end cap.



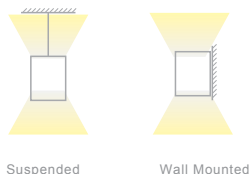
2. Extrusion lamp body & PC diffuser.



3. Smooth & soft lighting effect; no shadows.



4. Mounting options available:



5. Finish options available.



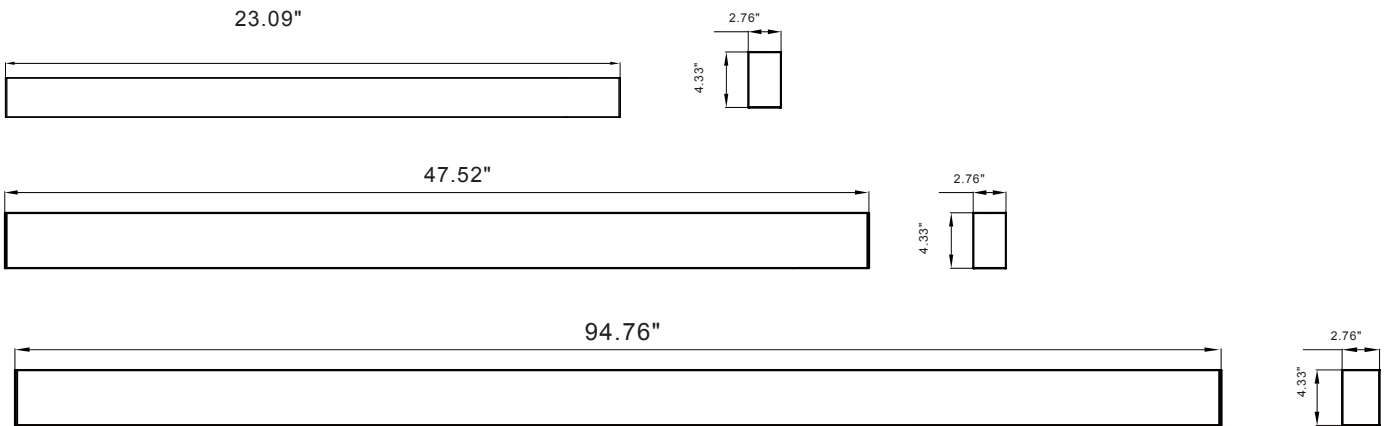
Date:	_____
Project:	_____
Price:	_____

Applications:

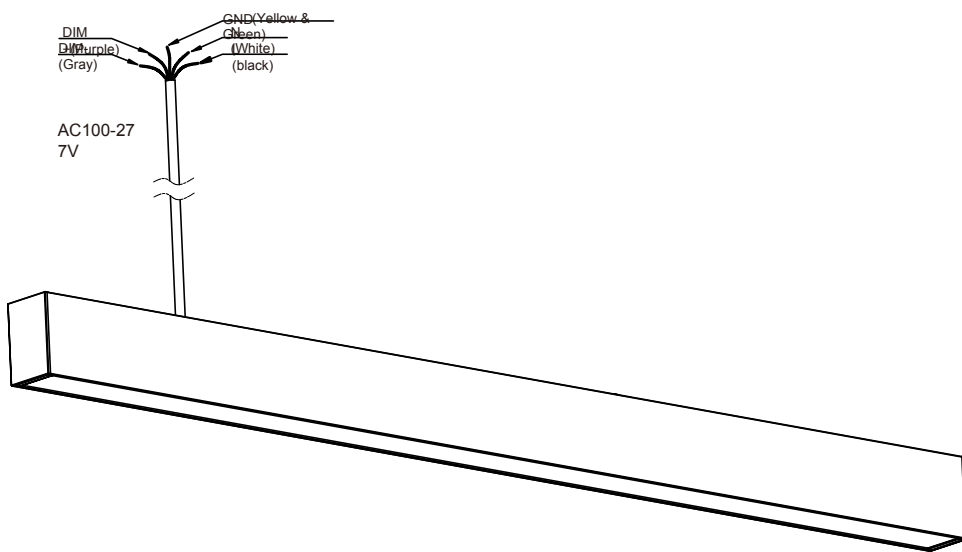
- Offices
- Conference Rooms
- Schools
- Hospitals
- Libraries
- Hotels



Dimensions (Unit:inch)



Electrical Connection



Date:	_____
Project:	_____
Price:	_____

Ordering Key:

SERIES NUMBER	WATTS/ SIZE/ LUMENS	CCT	FINISH	ADDITIONAL OPTIONS
ILLIDSC	2 FT - 28W / 2,703 4 FT - 56W / 4,400 8 FT - 75W / 6,594	28K - 2800K 3K - 3000K 35K - 3500K 4K - 4000K 5K - 5000K	B - BLACK WH - WHITE G - GREY	DIM - 1-10V DIMMING

SAMPLE ITEM NUMBER: ILLIDSC 8FT 4K B DIM

Electrical Data:

- **Input Power:** Stays consistent over life.
- **Input Voltage:** 100-277 VAC
- **Operating Temperature:** -4°F ~ 104°F
- **CRI:** >90
- **L70 Lifetime:** >50,000 hours.

Controls:

- This LED fixture is equipped with 0-10V dimming that works universally with any standard 0-10V control or dimmer.

Optical System:

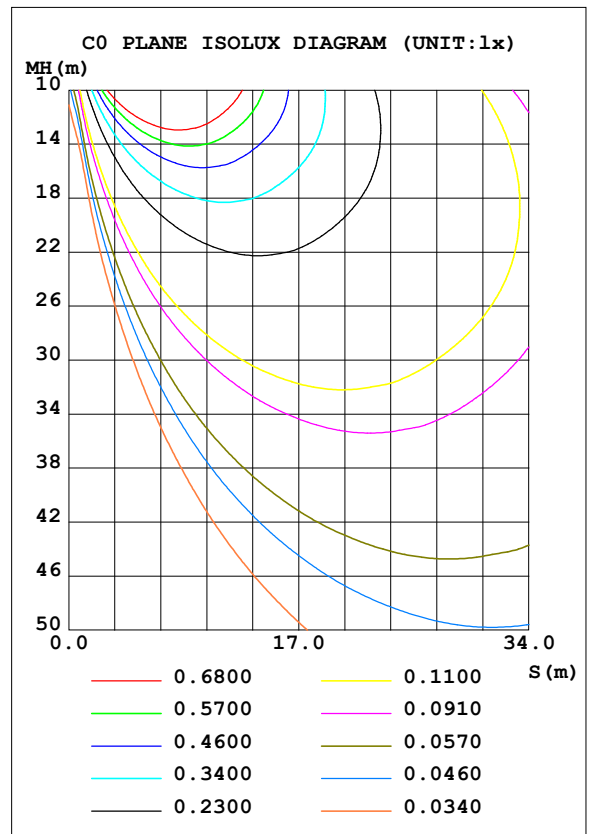
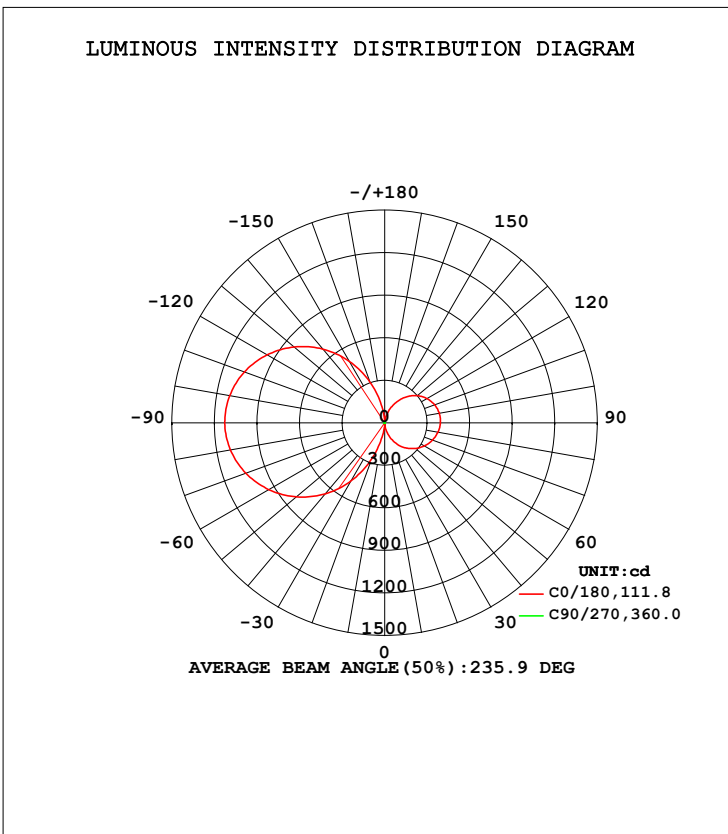
- A unique combination of reflective & refractive optical components achieves a uniform, comfortable look while eliminating pixelation & color fringing.
- Parts work in unison to optimize light distribution, balancing the high delivery of high illuminance levels on horizontal surfaces with an ideal amount of light on walls and vertical surfaces, increasing perception of spaciousness.



Date:	_____
Project:	_____
Price:	_____

Photometrics:

DATA OF LAMP		PHOTOMETRIC DATA				Eff: 84.60 lm/W
MODEL	SMD 2835 /LED	I _{max} (cd)	1128	S/MH (C0/180)	14.42	
NOMINAL POWER (W)	50.7	LOR (%)	100.0	S/MH (C90/270)	1.85	
RATED VOLTAGE (V)	220	TOTAL FLUX (lm)	4289.2	η UP, DN (C0-180)	21.9, 22.6	
NOMINAL FLUX (lm)	4289.17	CIE CLASS	DIFFUSE	η UP, DN (C180-360)	27.7, 27.8	
LAMPS INSIDE	1	η up (%)	49.6	CIBSE SHR NOM	0.75	
TEST VOLTAGE (V)	220.2	η down (%)	50.4	CIBSE SHR MAX	0.95	



**Additional photometrics available on website.

