



i-LUMINOSITY

LED LIGHTING FIXTURES

Date: _____
Project: _____
Price: _____

LED Union Linkable Light Bar

Description:

Our LED Union Linkable Light Bar ensures an even illumination across any surface with an easy adjustable angle from 0° to 45° and 90°. This fixture is ideal for showcases, display cases, toe kicks, accent, cove lighting, and undercabinet lighting.

Features:

- Input Power: DC24V
- Power Consumption: 2.5W, 3W, 5W, 6.5W, 8W, 9W, 10W, 13W, 15W.
- Housing Material: Aluminum extrusion with plastic end caps. Clear or frosted lens.
- Lamp angle can be adjusted to 90°
- Beam Angle: 120°
- Easy linking up to 48 watts per run, when connected in series.
- CRI >90
- Available Color Options: 2700K, 3000K, 4000K, 5000K or 6500K.
- Available Finish Options: Gray or White
- Available Length Options: 6", 8", 12", 16", 20", 22", 24", 32", or 40".
- Operating Temperature: -4°F ~ 104°F
- L70 Lifetime: >50,000 hours
- Dimming options available.
- Lighting controls option available.
- 7 Year Warranty



(Built-in Dimmer)



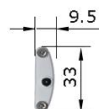

(With Switch)



Adjust the angle from 0° to 45° and 90°

Dimensions:

(L) x 1.31N (W) x.41N (H)



PC0 PLASTIC CONNECTOR



used to connect the lamps.

CC0 CABLE CONNECTOR



used to connect the lamps.

MSW MASTER SWITCH



used to connect with LED lights and can control all the connected LED lights in a series.

TDM TOUCH DIMMER



used to be dimmerable touch

DJB DC JUNCTION BOX




Detach the cover ,put bare wire into it, then connect to the output of transformer.

MSS MOVING SENSOR



moving sensor over long distances.

WSP 4/8 WAY SPLITTER



used to drive many lamps with one transformer.

DIM DIMMER



dimmer and switch function over long distances.

PIR PIR SENSOR



moving sensor over long distances.

Ordering Key:

ILUCULC10					
SERIES NUMBER	SIZE/ WATTS / LUMENS	CCT	LENS	FINISH	ADDITIONAL OPTIONS
ILUCULC10	6IN- 2.5W / 210	27 - 2700K	C - CLEAR	W - WHITE	PC0 - PLASTIC CONNECTOR
	8IN- 3W / 250	3 - 3000K	F- FROSTED	G - GRAY	CC0 - CABLE CONNECTOR
	12IN- 5W / 420	4 - 4000K			MSW - MASTER SWITCH
	16IN- 6.5W / 550	5 - 5000K			TDM - TOUCH DIMMER
	20IN- 8W / 760	6 - 6000K			DJB - DC JUNCTION BOX
	22IN- 9W/ 760				MSS - MOVING SENSOR
	24IN- 10W / 850				WSP - 4/8 WAY SPLITTER
	32IN- 13W / 1100				DIM - DIMMER
	40IN- 15W / 1200				PIR - PIR SENSOR
	X- CUSTOM LENGTH				

SAMPLE ITEM NUMBER: ILUCULC10 8IN 3 F G TDM

Electrical Data:

- **Input Power:** Stays consistent over life.
- **Input Voltage:** DC24V
- **CRI:** >90
- **Operating Temperature:** -4°F ~ 104°F
- **L70 Lifetime:** >50,000 hours.

Optical System:

- A unique combination of reflective & refractive optical components achieves a uniform, comfortable look while eliminating pixelation & color fringing.
- Parts work in unison to optimize light distribution, balancing the high delivery of high illuminance levels on horizontal surfaces with an ideal amount of light on walls and vertical surfaces, increasing perception of spaciousness.

Controls:

- This LED fixture is equipped with 0-10V dimming that works universally with any standard 0-10V control or dimmer.

Photometrics:

