


Date:	_____
Project:	_____
Price:	_____

SQUARE CANOPY



Features

- Optional; Dimming, motion sensor.
- Finish; Black, white, or dark bronze.
- Suitable for damp/wet locations IP65 rated.
- Perfect for building entryways and awnings.
- 5 Year Warranty.
- Available in 3000K, 4000K, 5000K.
- Equivalent to metal halide 100W-175W



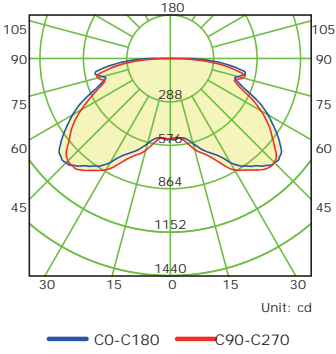
Model Number	Lumens	Dimensions (in)	Wattage
SWWMES45CANOPY	4,900	9.5 X 9.5 X 3.1	45W
SWWMES65CANOPY	7,000	9.5 X 9.5 X 3.1	65W



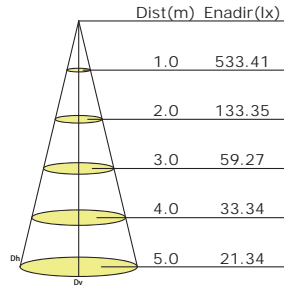
Square Canopy Photometrics

SWWMES45CANOPYKB

Luminous Intensity Distribution Curve

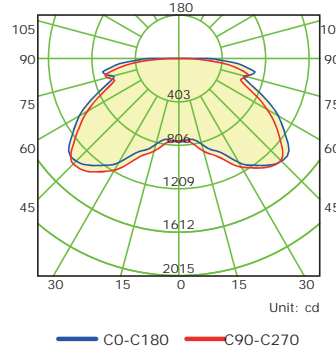


Illuminance at a Distance

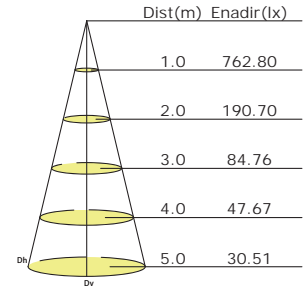


SWWMES70CANOPYKB

Luminous Intensity Distribution Curve



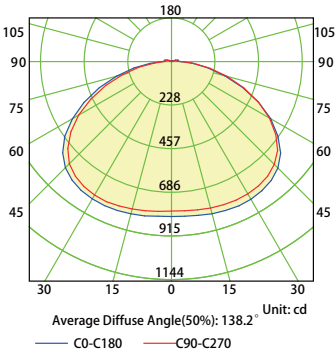
Illuminance at a Distance



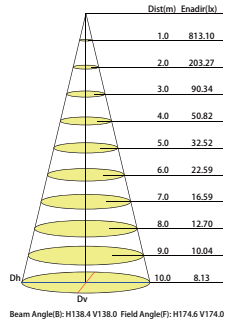
NOTE: Typical mounting height is 2.5-4.5 meters (8ft to 15ft)

SWWMES45CANOPYWF

Luminous Intensity Distribution Curve

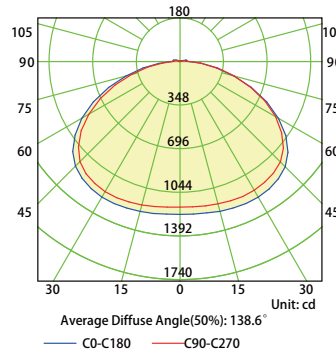


Illuminance at a Distance



SWWMES70CANOPYWF

Luminous Intensity Distribution Curve



Illuminance at a Distance

